

etfSA LA Wealth Enhancer Portfolio

Factsheet - April 2024



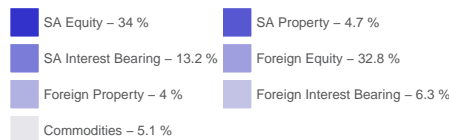
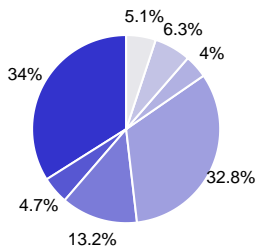
PORTFOLIO DESCRIPTION

The objective of the etfSA LA Wealth Enhancer Portfolio is to offer above-average returns to investors with a long-term investment horizon (at least 10 years) and a high tolerance for risk (short term volatility), by following a pro-active allocation to passively managed portfolio building blocks (ETPs) which are expected to offer good investment value in the medium term. Although the portfolio aims to add an element of protection to invested capital, it does not offer capital or performance guarantees, therefore portfolio value fluctuations may occur in the short term.

INVESTOR PROFILE

The Portfolio is ideal for investors who want a low cost, transparent investment-linked living annuity. The portfolio is suitable for an investor with a long-term investment horizon – it is designed to provide maximum growth in capital with a high targeted real return. The portfolio is well-suited for risk-tolerant investors, seeking long term wealth creation, who in terms of their liabilities, must earn investment returns more than inflation.

PORTFOLIO ALLOCATION



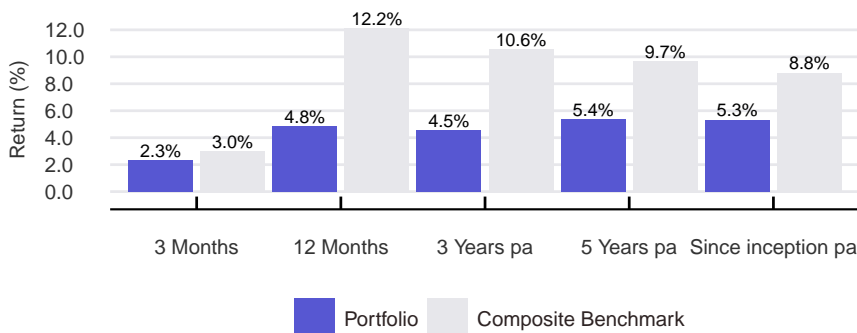
STATEMENT OF CHANGES (%)

| Asset Class | Current Apr-24 | Previous Mar-24 | Change |
|--------------------------|----------------|-----------------|-------------|
| SA Equity | 34 | 32.9 | 1.2 |
| SA Property | 4.7 | 4.7 | 0 |
| SA Interest Bearing | 13.2 | 12.6 | 0.6 |
| Total Local | 51.9 | 50.2 | 1.7 |
| Foreign Equity | 32.8 | 34.5 | -1.7 |
| Foreign Property | 4 | 4.2 | -0.3 |
| Foreign Interest Bearing | 6.3 | 6.3 | -0.1 |
| Total Foreign | 43 | 45.1 | -2 |
| Commodities | 5.1 | 4.8 | 0.3 |
| Total | 100 | 100 | -0.3 |

PORTFOLIO HOLDINGS

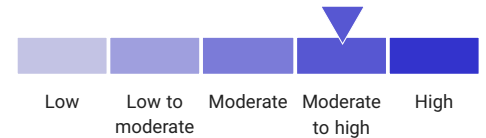
View the Portfolio Holding Allocation Factsheet on the etfSA.co.za website under Products > Living Annuity > Portfolio Holdings or simply click here.

PERFORMANCE



KEY INFORMATION

RISK PROFILE



INVESTMENT OBJECTIVE

Focus on capital growth

RECOMMENDED INVESTMENT TIME HORIZON

> 10 years

ASISA SECTOR - COMPARATIVE

ASISA SA Multi-Asset High Equity

PORTFOLIO COMPOSITE BENCHMARK

30% Capped SWIX (SA Equity) + 5% SAPY (SA Property) + 5% STeFI (SA Cash) + 20% ALBI (SA Bonds) + 40% ACWI (Foreign Equity ZAR) + 5% BCOM (Commodities)

LAUNCH DATE

December 2015

PORTFOLIO MANAGEMENT FEES

TER: 0.25% p.a. | TIC: 0.25% p.a.

REGULATORY STRUCTURE

27Four Life Policy